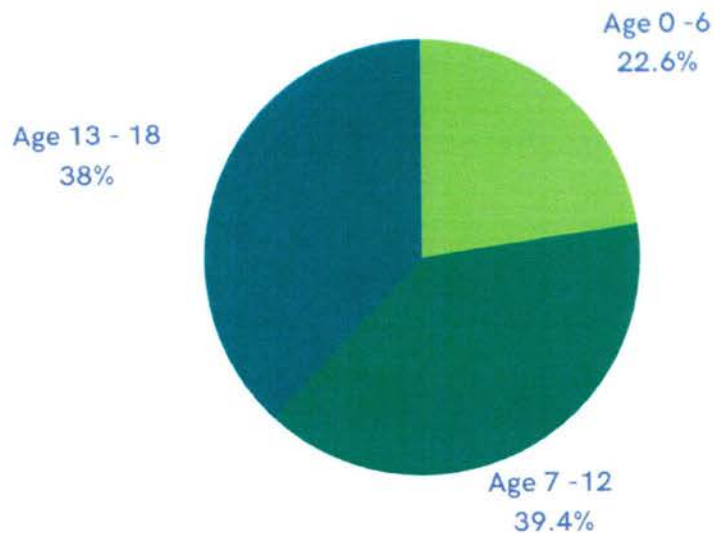


# 2021 ANCAC STATISTICS





**7,732**

**NUMBER OF FORENSIC  
INTERVIEWS**

**NUMBER OF  
COUNSELING SESSIONS**

**27,095**





## NUMBER OF PROSECUTION REFERRALS

2,470

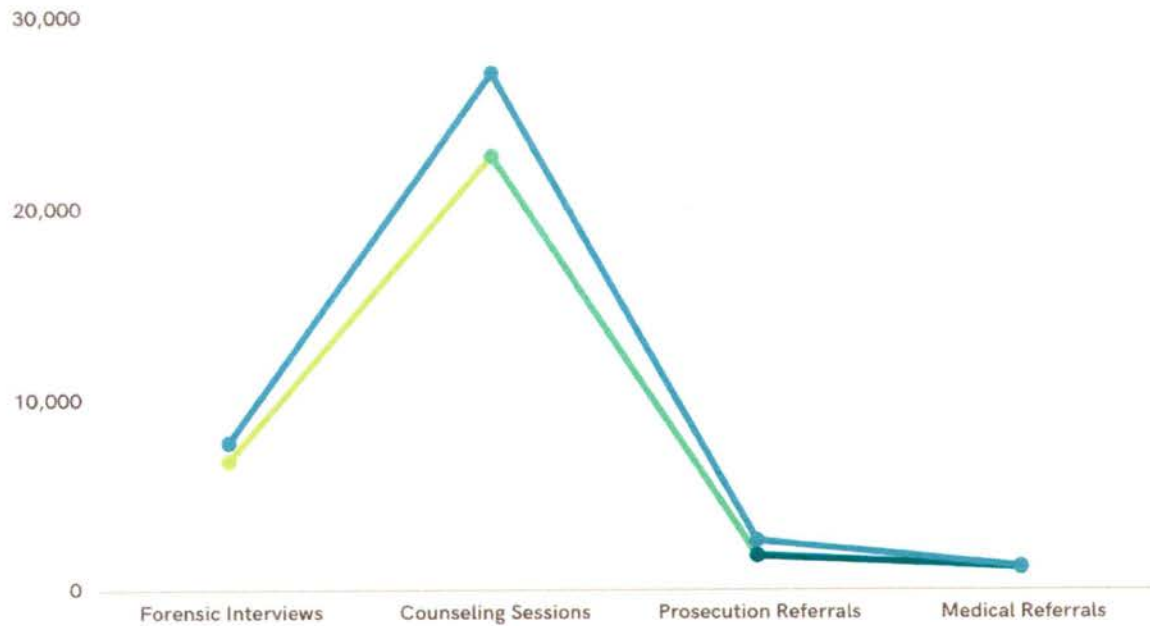
ANCAC provided more than  
**\$2.5M** in Mental Health Services




	ETF	GF
2022	\$ 701,470	\$ 1,050,000
2021	\$ 701,470	\$ 1,050,000
2020	\$ 701,470	\$ 900,000
2019	\$ 701,470	\$ 900,000
2018	\$ 626,470	\$ 900,000
2017	\$ 626,470	\$ 900,000
2016	\$ 626,470	\$ 900,000
2015	\$ 626,470	\$ 900,000
2014	\$ 626,470	\$ 744,832
2013	\$ 626,470	
2012	\$ 669,068	

2012- 29 CACs  
2022- 43 CACs





2020 vs. 2021



**NUMBER OF  
MEDICAL  
REFERRALS**

**1,201**



[www.alabamacacs.org](http://www.alabamacacs.org)

334.546.5257

If you suspect child abuse, please call **1.800.422.4453**